

LED Floodlight





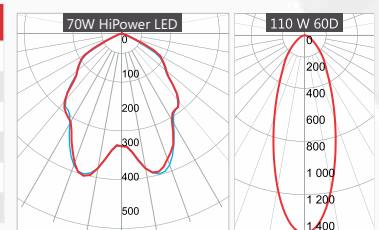
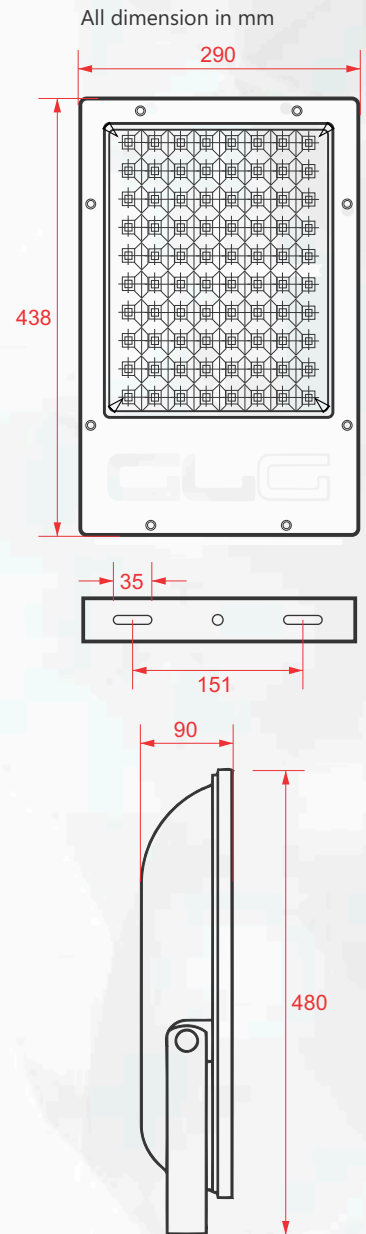
Parameter	70 W	90 W	110 W
Nominal input voltage (v) / frequency (Hz)	230 / 50		
Input voltage range (v) / frequency (Hz)	100 - 290 / 50 - 60		
System input power (W)	70	90	110
Power factor	0.96		
Nominal input current (A@v)	0.320 @ 230	0.400 @ 230	0.500 @ 230
LED module nominal power (W)	180	240	240
LED module nominal voltage (v-DC)	48	50	50
Nominal power consumption of single LED	3		
Total harmonic distortion (THD)	< 15%		
Type of LED module	Separate ballast		
Structure of LED module	Integrated		

Optical characteristics			
Light source	High power LED		
Nominal luminous flux (Lm)	7700	9200	10200
System luminous efficiency (Lm/W)	110	103	93
Number of LED in module (pcs)	60	80	80
Nominal color temperature (Ini. & Main.)(°K)	6500		
Color rendering index (Ini. & Main.)(CRI)	79		
Chromaticity coordinate	x=0.3165 y=0.3427	x=0.3165 y=0.3427	x=0.3165 y=0.3427
Lumen maintenance factor in 1000 hr	98%		
Group of maintenance factor in 6000 hr	A		
Center beam candle power (Cd)	2530	3030	3350

Mechanical Characteristics	
parameter	Performance
Ingress protection	IP66
Body material	Die-cast
Diffuser material	Poly carbonate
Color of product body	Electrostatic powder painting
Weight (kg)	8.3

General Characteristics	Performance
Nominal lifetime in ambient temperature (25 °C)	50000 (hrs)
Nominal lifetime in ambient temperature (50 °C)	50000 (hrs)
Max. injection temperature (T _i)for a single LED (°C)	125
Ambient temperature range	-20 ~ +50

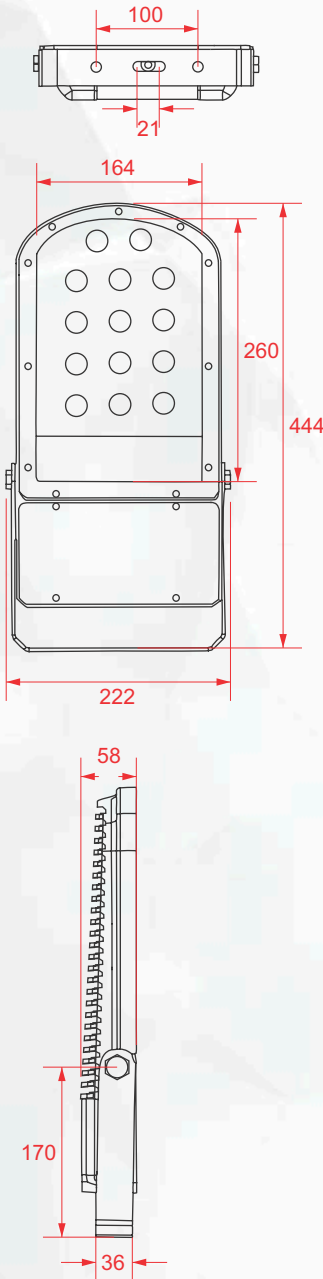
Standards	
IEC 60598-2-5	Luminaires - particular requirements for floodlight
IEC 60598-3-2	Electromagnetic compatibility for harmonic current emissions
IEC 62384	LED control gear - performance requirements
IES LM-80	LED light source - lumen maintenance
INSO 14878-1	Quality Grade of LED Lamps and Luminaires - General requirements and tests
INSO 14878-2-4	Quality Grade of LED Lamps and Luminaires - Particular requirements LED floodlight



Sepid 1



All dimension in mm



Parameter	35 W	50 W
Nominal input voltage / frequency	230 / 50	
Input voltage range (v-AC / Hz)	100 ~ 290 / 50 ~ 60	
System input power (W)	35	50
Power factor	0.96	0.95
Nominal input current (A@v)	0.160 @ 230	0.230 @ 230
LED module nominal power (W)	90	120
LED module nominal voltage (v-DC)	48	32
Nominal power consumption of single LED	3	3
Total harmonic distortion (THD)	< 15%	
Type of LED module	Separate ballast	
Structure of LED module	Integrated	

Optical characteristics

Light source	Hi power LED	
Nominal luminous flux (Lm)	3000	4000
System luminous efficiency (Lm/W)	30	40
Number of LED in module (pcs)	30	40
Nominal color temperture (Ini. & Main.)(°K)	6500	
Color rendering index (Ini. & Main.)(CRI)	79	
Chromaticity coordinate	x=0.3165 y=0.3427	
Tolerance of chromaticity coordinate	3SDCM	
Photometric code	865/339	
Lumen maintenance factor	0.98%	
Center beam candle power (Cd)	1200	1600
Beam angle	15°,25°,45°,60°,100°,120° on request	

Mechanical Characteristics

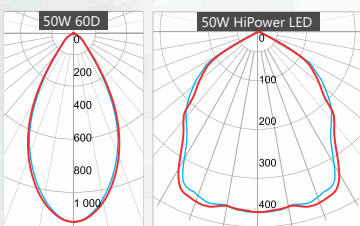
Parameter	Performance
Ingress protection	IP66
Body material	Aluminum die-cast
Glass	Thermally hardened glass
Color of product body	Electrostatic powder painting
Weight (kg)	4.2

General Characteristics

General Characteristics	Performance
Rated in ambient temperature (25 °C)	50000 (hrs)
Rated in ambient temperature (50 °C)	50000 (hrs)
Max. injection temperature for a single LED	125
Ambient temperature range	-20 ~ +50
Operating humidity	up to 95%

Standards

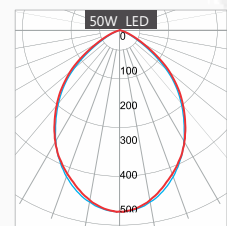
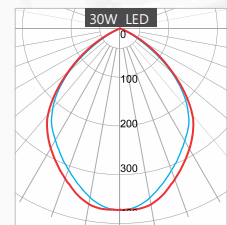
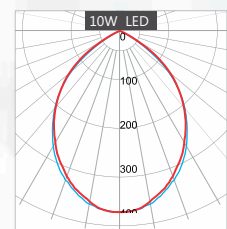
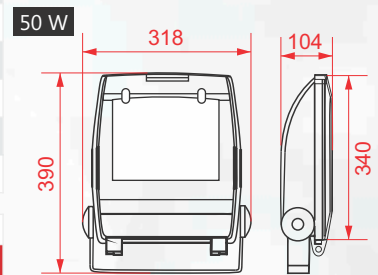
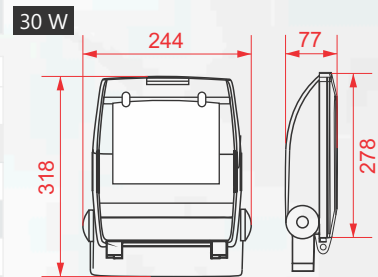
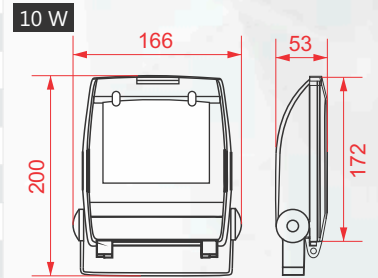
IEC 60598-2-5	Luminaires - particular requirements for floodlight
IEC 60598-3-2	Electromagnetic compatibility for harmonic current emissions
IEC 62384	LED control gear - performance requirements
IES LM-80	LED light source - lumen maintenance
INSO 14878-1	Quality Grade of LED Lamps and Luminaires - General requirements and tests
INSO 14878-2-4	Quality Grade of LED Lamps and Luminaires - Particular requirements LED floodlight



IP66 Optical IP66 Electrical LED



All dimension in mm



Parameter	10 W	30 W	50 W
Nominal input voltage / frequency	230 /50		
Input voltage range (v)	180 - 265 / 50 - 60		
System input power (W)	10	30	50
Power factor	0.95		
Nominal input current (A@v)	0.750 @ 230	0.140 @ 230	0.230 @ 230
LED module nominal power (W)	10	30	50
LED module nominal voltage (v-DC)	32		
Total harmonic distortion (THD)	< 15%		
Type of LED module	Separate ballast		
Structure of LED module	Integrated		

Optical characteristics			
Light source	Super high power LED		
Nominal luminous flux (Lm)	950	2850	3800
System luminous efficiency (Lm/W)	85		
Number of LED	1		
Nominal color temperature (Ini. & Main.)(°K)	3000		
Color rendering index (Ini. & Main.)(CRI)	75		
Chromaticity coordinate	x=0.4437 y=0.4100		
Tolerance of chromaticity coordinate	3SDCM		
Photometric code	730/339		
Center beam candle power (Cd)	350	1050	1750
Beam angle	15°,25°,45°,60°,100°,120° on request		

Mechanical Characteristics			
Parameter	Performance		
Ingress protection	IP65		
Body material	Aluminum die-cast		
Glass	Thermally hardened glass		
Color of product body	Electrostatic powder painting		
Weight (kg)	0.8	2.5	4.5

General Characteristics		Performance
Rated in ambient temperature (25 °C)	50000 (hrs)	
Rated in ambient temperature (50 °C)	50000 (hrs)	
Max. injection temperature for a single LED	125	
Ambient temperature range	-20 ~ +50	
Operating humidity	up to 95%	

Standards	
IEC 60598-2-5	Luminaires - particular requirements for floodlight
IEC 60598-3-2	Electromagnetic compatibility for harmonic current emissions
IEC 62384	LED control gear - performance requirements
IES LM-80	LED light source - lumen maintenance
INSO 14878-1	Quality Grade of LED Lamps and Luminaires - General requirements and tests
INSO 14878-2-4	Quality Grade of LED Lamps and Luminaires - Particular requirements LED floodlight





www.ksnlighting.com info@ksnlighting.com

Office : No. 9, 15th Rahnamaei Ave, Mashhad, Iran

Telfax : (+9851)38 46 9200-4

Mobile : (+98)915 240 9200